



Introducing the new
Aerospray[®] Hematology Pro | series 2

SLIDE STAINER / CYTOCENTRIFUGE

PRO




alcohol based

**Delivering
textbook-quality staining with
trouble-free operation**

Aerospray[®] Hematology Pro | series 2

“Unsurpassed stain quality with user flexibility and convenience”



■ ATOMIZED SPRAY

In all Aerospray[®] Stainers, fresh reagent is applied as an atomized spray on slides mounted in a rotating carousel. Specimens contact only fresh stain, precisely metered from separate spray nozzles. Accuracy is assured.

■ ECONOMICAL

The Aerospray Pro Stainer is exceptionally sparing when it comes to reagent consumption. Programmability significantly reduces the volume of reagents required for staining partial loads and thereby significantly lowers reagent cost.

■ RAPID PERFORMANCE


With a cycle time as short as 5 minutes, the Aerospray Hematology Pro Stainer can process more than 115 slides per hour (up to 288 with the optional 30-slide carousel). No more waiting for slides to dry—they're ready to view when the staining cycle ends.

■ EASY TO USE

Simply select the user-defined program and start the stain cycle. The stainer takes over from there, precisely controlling all phases of the stain cycle with virtually perfect reproducibility. Automated nozzle clean and purge after each stain cycle ensures performance without user intervention.



OPTIONAL CYTOCENTRIFUGE ROTOR



With the optional Cytopro[®] Rotor, the Aerospray Stainer becomes a superb cytocentrifuge with eight-slide capacity and programmability, at a fraction of the cost of purchasing a stand-alone cytocentrifuge.


AVAILABLE SAMPLE CHAMBERS

Standard Chamber



Combines ease of use with superb cell recovery.

Dual Chamber



Places two samples on the same slide for increased efficiency and economy.

Cytopro Magnum[®]



Accepts sample sizes up to 6 mL.

The New series 2 Fulfills Today's Needs for Laboratories

UNMATCHED EASE OF USE:

Enjoy a friendly user interface with many innovative features at your disposal, such as large touch screen, language selection, help screens, nameable and recordable programs, and easy updates with the USB serial port.



EVERYTHING UNDER CONTROL:

Would you like to secure your settings with an administrator password? Do you want to be reminded to perform preventative maintenance or stain a QC slide?

Just program the stainer as you like and the system will remind you.

And don't worry about reagents and waste—the stainer alerts you to expired shelf life, critical reagent, or waste levels.



MORE TRACEABILITY:

Need to reinforce your QC management and ensure compliance with new lab requirements?

The Aerospray Pro series 2 memory stores critical information including: reagent data, specimen ID, user ID, and cycle operation history—all exportable via a USB port.


The new barcode scanner streamlines data entry, while manual keyboard entry is still an option.

Ready for the Microscope in Minutes

Aerospray provides many advantages over hand staining or automated dip type stainers: speed, no cross contamination, consistent performance, economy, ease of use, and traceability.

ELITechGroup's Expertise

ELITech Biomedical Systems (formerly Wescor) has become a world leader in staining technology during the past three decades. The company has continued to improve the groundbreaking Aerospray staining method with advancements in staining quality, user-convenience, and cost reduction. ELITech continues to listen carefully to those in the Hematology community to improve the Aerospray elite staining method. Aerospray Hematology Pro is the result of this relentless search for excellence.



The Aerospray Process for Hematology Staining

The Aerospray Hematology Stainer stains specimens that have been transferred onto microscope slides, such as blood, bone marrow and other body fluids. ELITech reagents are tailored to give SUPERB and PRECISE results in the Aerospray Stainer.

HOW IT WORKS:

Reagents are applied from atomizing spray nozzles onto the slides. Staining is rapid and precise. Only fresh stain contacts specimens avoiding cross-contamination or contact with used reagents. Fixation can be done in the instrument or slides can be hand fixed.

With the addition of the Cytopro rotor, body fluids can be processed in the stainer, making it a dual purpose instrument in one convenient footprint.

DETAILS MAKE THE DIFFERENCE:

Simultaneous contact by both dyes produces the classic staining patterns with superior, textbook-quality results. The thiazin and eosin dyes are loaded separately onto the instrument to correct the reagent stability problems common to mixed stains. These stains are automatically combined and mixed prior to application to produce superior results. In fact, many customers purchase the Aerospray Pro just for its superior staining of bone marrow smears.

SUPERIOR STAINING FLEXIBILITY:

Aerospray offers a versatile selection of 9 different intensities for each of the 4 set programs: **Rapid Wright-Giemsa**, **Wright-Giemsa**, **May-Grünwald Giemsa**, and **Custom Stain** with simple adjustment routines to tailor the staining to individual preferences. A programmable function is also available for special staining requirements.

The Aerospray Hematology Pro Slide Stainer/Cytopro rotor combines ELITech's advanced staining technology with the advantage of alcohol-based staining routines plus powerful custom staining options. With its rapid staining cycle and high throughput capability, the Aerospray Stainer is a convenient, cost-effective way to stain Hematology specimens.

Delivering Textbook-Quality Staining with Trouble-Free Operation

Textbook Stain Quality

- ✓ HD Morphology
- ✓ Proven consistency & repeatability
- ✓ Clean, readable slides
- ✓ Virtually no chance for cross-contamination
- ✓ Customizable & standardized to staining preference
- ✓ Automates exceptional specimens (e.g. bone marrow)

Trouble-Free Operations

- ✓ Robust & reliable
- ✓ State-of-the-art user interface with traceability
- ✓ Simple, prompted maintenance
- ✓ Stained slides ready for the microscope in minutes

Higher Value Solution

- ✓ Dual-purpose stainer/cytopro rotor
- ✓ Laboratory technician safety through automation
- ✓ Automatic waste level detection
- ✓ Labor-saving automation

Specifications

Aerospray® Hematology Pro Slide Stainer/Cytocentrifuge Model 7152

Slide Carousel Capacity	1 to 12 or 1 to 30 Slides, depending on carousel
Cytocentrifuge Rotor Speed	100-2000 rpm (± 5%), user programmable
Dimensions (W x H x D)	57 cm x 25 cm x 54 cm (22" x 10" x 21")
Clearance Height (lid open)	58 cm (23")
Weight	15.2 kg (33.5 lb)
Electrical Requirements	100 to 240 VAC (±10%), @ 50-60 Hz, 200 watts maximum
Drain Connection	Outlet on rear panel
Safety	Lid interlock: lid must be closed for operation, and is locked down during carousel rotation.
Reagent Level Detect	Level detection on all reagent lines
Waste Level Detect	Level detection in waste bottle

Aerospray® Hematology Pro Stain Consumption Specifications

Medium intensity setting: #5 (no clean cycle)

Theoretical maximum number of slides per bottle

Reagents	Description	Full 12 Slide Carousel			
		Rapid Wright-Giemsa	Wright-Giemsa	May-Grünwald Giemsa	Custom Stain
Buffered Rinse 5L	Buffers: pH 6.8 / pH 7.2	6660	2028	2028	2028
Thiazin 500 mL		1584	1584	876	948
Eosin 500 mL		1584	1584	1500	1344
Fixative 500 mL	Aerofix®, Methanol	996	996	996	996

Cytopro® Cytocentrifuge Rotor Model AC-I60

Capacity	8 chambers and slides
Weight	1.1 kg (2.5 lb)
Dimensions (Dia. x H)	22.6 cm x 6.2 cm (8.9" x 2.4")



© ELITechGroup 2013
PRINTED USA

60-0036-01A
PRO.JUL13-8G

Please contact your sales representative for product availability in your country.

WORLDWIDE OFFICES

Headquarters T: +33 1 41 45 07 13
Australia T: +61 1800 815 098
Benelux T: +31 313 430 574
Brazil T: +55 27 3025 1415
France T: +33 4 83 36 10 82
Italy T: +39 02 48 40 35 42
Middle East & Africa T: +971 4 375 2744

New Zealand T: +64 800 555 611
Serbia T: +381 11 2467119
Switzerland T: +41 26 663 86 60
The Netherlands T: +31 313 430574
UK T: +44 1442 869320
United States T: +1 435 752 6011



ELITechGroup
 SOLUTIONS
tailored to your needs
www.elitechgroup.com
info@elitechgroup.com